

VIDEO WALL DISPLAYS

Your message, brought to life...

55" SUPER NARROW BEZEL VIDEO WALL DISPLAY



24/7 Usage



High Definition



Wide Viewing Angle



LED Backlit



Automatic Tiling



Eco-Friendly Power Timer




Temperature Control



Portrait or Landscape

These advanced Video Wall Displays are purpose built for constant commercial use. Combining the latest technologies you can effectively achieve a seamless video wall however big your project may be. Each display has its own integrated video matrix processor; allowing any video wall configuration without any additional hardware. Using the latest in IPS technology these displays can be used in both landscape and portrait as well as providing incomparable image quality and lifespan.



Seamless Video Wall - With a total bezel size as narrow as 3.5mm these displays are ideal as part of a virtually seamless LCD Video Wall – keeping all of the focus on your content.




Embedded Video Matrix Processor - These displays can be used individually or as part of a tiled video wall. As a video wall, the units can tile the video signal automatically thanks to their built in video matrix processor. This means the video wall can have any configuration without any additional hardware.

“Thanks to their built in video matrix processor, these units can tile the video signal automatically.”

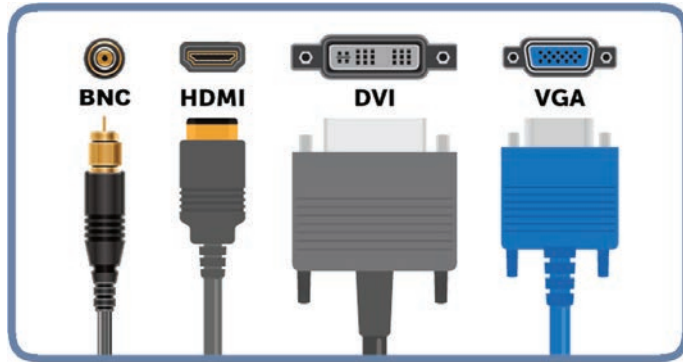
VIDEO WALL DISPLAYS

Your message, brought to life...

55" SUPER NARROW BEZEL VIDEO WALL DISPLAY




Smart Temperature Control System - This allows the screens to be in constant use. Internal fans ensure a long and reliable life for your screens, you can even control the temperature range for which the fans are active.



Multiple Input Options - Powerful interface supporting a wide range of audio and video inputs, such as HDMI, VGA, DVI, RGB/HV, Composite Video, and YPbPr.



Environmentally Friendly Power Timer - Allows for a reduced power usage in those hours that the displays are not required. Set daily or weekly On/Off times for your displays.



IPS Commercial Grade Panel - Superior colour uniformity, viewing angle and remarkably vibrancy, even when mounted in portrait. Also these panels do not suffer from blackening defect when used as a window display.



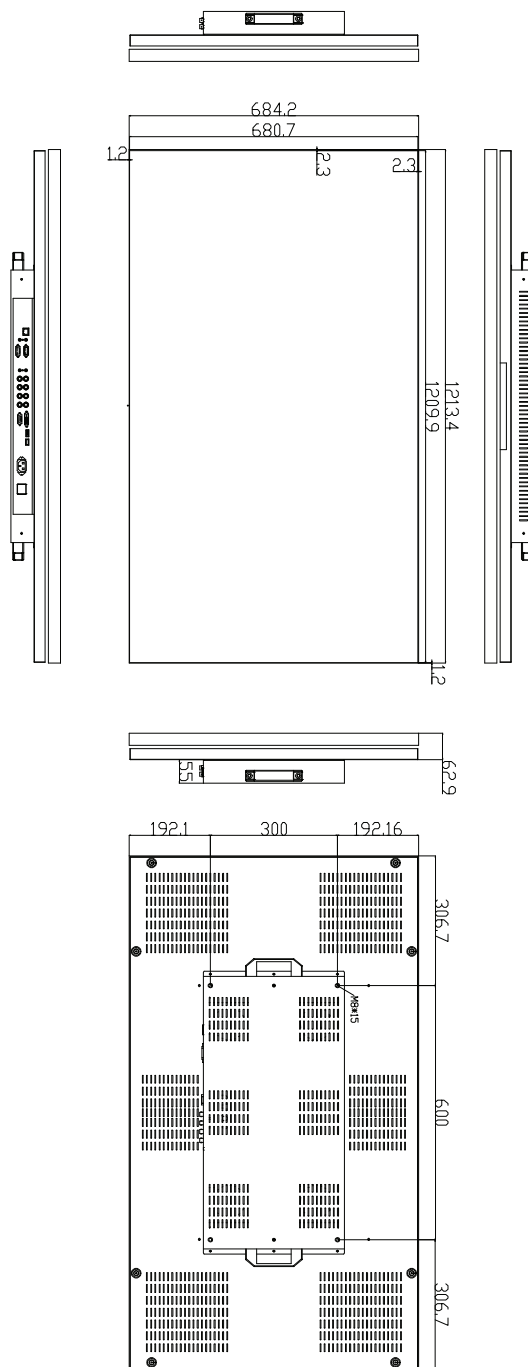
"Thanks to their built in video matrix processor, these units can tile the video signal automatically"

VIDEO WALL DISPLAYS

Your message, brought to life...

55" SUPER NARROW BEZEL VIDEO WALL DISPLAY

55 Inch Super Narrow Bezel	
Screen Size (active area)	55 inch
Bezel Size (mm)	Bottom/right: 1.2, Top/left: 2.3
Resolution	1920x1080
Aspect Ratio	16:9
Pixel Pitch (HxW mm)	0.63x0.63
Unit Size (WxHxD mm)	1213.4x684.2x117.9
Response Time	8ms
Displayable Colours	16.7M
Brightness (cd/m ²)	500
Contrast Ratio	4000:1
Colour Temperature	10000K
Viewing Angle	178°
Active Area (HxW mm)	1209.9x680.7
Net Weight (Kg)	31.5
Gross Weight (Kg)	40.6
Power Consumption	160W
Power Supply	100V ~ 240V(50/60Hz)
Power Management	VESA DPMS
Backlight Life	50000 hours
AV Inputs/Outputs	HDMI, DVI, VGA, RGB/HV (BNC), Video1 IN (BNC), Video2 IN (BNC), Video1 OUT (BNC), Audio in, Audio out
Working Temperature	0-50°C
Working Humidity	20-80%
Working Pressure	800-1114 hPa (Altitude:0-2,000m)
Standard Accessories	Remote control, AC Power Cable, Scheduling Software CD, Key, User Manual, VGA Cable, OSD Control Box



“Thanks to their built in video matrix processor, these units can tile the video signal automatically.”